

Use and maintenance

Operating guidelines AS380/15



Disconnect battery charger and store the cable



Fill water tank with fresh water. Add low foam detergent



Adjust handle for ergonomic operator height




Lower squeegee



Switch on start, brush, vacuum and water



Start Cleaning





Adjust solution flow if needed

Maintenance


Operating guidelines AS380/15



Empty the recovery tank



Clean the recovery tank



Empty solution tank.
Check and clean filter (weekly)



Inspect the brush or pad



Take the squeegee off, check and clean the blades



Park the machine leaving the recovery tank cover open



Connect battery charger to socket

